

ISOLATOR-SPARE PARTS

123-145kV- Centre Break & DoubleBreak



36kV
(1250 -3150)A W.O.E (Without Earth Switch)
W.S.E (With Single Earth Switch)
W.D.E (With Double Earth Switch)












WE ARE THE LEADING MANUFACTURER OF HIGH VOLTAGE DISCONNECTING SWITCHES FROM 11kV –550kV LEVEL. CENTRE OF EXCELLENCE FOR DESIGN AND MANUFACTURE OF CENTRE BREAK , DOUBLE BREAK AND PANTOGRAPH DISCONNECTORS

Spares Catalog

S&S Isolator

SI No	Description	UoM	Qty/Pole
A	Current Carrying Parts For 123-145kV Isolator Type RC , 1250A		
1	Complete Male Arm Assembly with contacts	No	1
2	Complete Female Arm Assembly with Contacts	No.	1
3	Male Contact with Accessories	No.	1
4	Female Contact with Accessories	No.	6
5	Current Transfer Assembly Finger Design	No.	1
6	Current Transfer Assembly Flexible Design	No.	2
B	Current Carrying Parts For 123-145kV Isolator Type RC 1600A		
1	Complete Male Arm Assembly with contacts	No.	1
2	Complete Male Arm Assembly with contacts	No.	1
3	Male Contact with Accessories	No.	1
4	Female Contact with Accessories	No.	6
5	Current Transfer Assembly Finger Design	No.	6
6	Current Transfer Assembly Flexible Design	No.	2
C	Current Carrying Parts For 123-145kV Isolator Type RC 36, 2000A		
1	Complete Male Arm Assembly with contacts	No.	1
2	Complete Male Arm Assembly with contacts	No.	1
3	Male Contact with Accessories	No.	1
4	Female Contact with Accessories	No.	6
5	Current Transfer Assembly Finger Design	No.	1
6	Current Transfer Assembly Flexible Design	No.	2





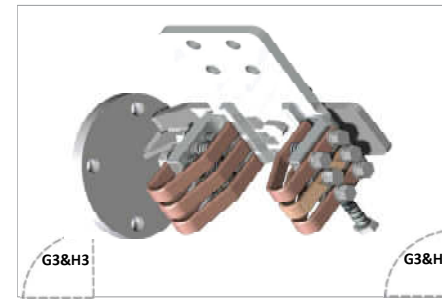

S&S Isolator

Sl No	Description	UoM	Qty/Pole
D	Current Carrying Parts For 123-145kV Isolator Type RC , 3150A		
1	Complete Male Arm Assembly with contacts	No.	1
2	Complete Female Arm Assembly with Contacts	No.	1
3	Male Contact with Accessories	No.	1
4	Female Contact with Accessories	No.	8
5	Current Transfer Assembly Finger Design	No.	1
6	Current Transfer Assembly Flexible Design	No.	2
E	Current Carrying Parts For 123-145kV Isolator Type RD , 800A		
1	Moving Blade Assembly	No.	1
2	Cu Extrusions of Moving Blade	No.	4
3	Fixed Contact Assembly	No.	2
4	Fixed Contact Fingers with Accessories	No.	12
F	Current Carrying Parts For 123-145kV Isolator Type RD, 1250A		
1	Moving Blade Assembly	No.	1
2	Cu Extrusions of Moving Blade	No.	4
3	Fixed Contact Assembly	No.	2
4	Fixed Contact Fingers with Accessories	No.	12



S&S Isolator

Sl No	Description	UoM	Qty/Pole
G	Current Carrying Parts For 123-145kV Isolator Type RD, 1600A		
1	Moving Blade Assembly	No.	1
2	Cu Extrusions of a moving Blade	No.	4
3	Fixed Contact Assembly	No.	2
4	Fixed Contact Fingers with Accessories	No.	12
H	Current Carrying Parts For 123-145kV Isolator Type RD ,2500A		
1	Moving Blade Assembly	No.	1
2	Cu Extrusions of a moving Blade	No.	4
3	Fixed Contact Assembly	No.	2
4	Fixed Contact Fingers with Accessories	No.	12
I	Current Carrying Parts For 123-145kV Isolator Type RD ,3150A		
1	Moving Blade Assembly	No.	1
2	Cu Extrusions of a moving Blade	No.	4
3	Fixed Contact Assembly	No.	2
4	Fixed Contact Fingers with Accessories	No.	



S&S Isolator

Sl No	Description	UoM	Qty/Pole
J	Earth Switch Parts Common for 123-145 kV Isolator Type RC& RD		
1	Earth Fixed Contact Assembly Finger	No.	1
	Earth Fixed Contact (Finger) (123 &145)kV		4 &6
2	Earth Fixed Contact Assembly Stem	--	--
3	Earth Moving Contact (Extrusion)	No.	2
4	Earth Moving Contact & Accessories	No.	1
5	Earth flexible Tin Plated(123 &145)kV	No.	10 &24
K	Other Common Parts for 123-145kV Isolator Type RC & RD 123-145		
1	Bearing (Base Channel)	No.	2
2	Down Operating Pipe with flange	No.	1
3	Universal Coupling	No.	2
4	Tandem Pipes	No.	2
5	Inter-post Pipes	No.	1
6	Torque Bearing Assembly For Main Switch	No.	1
7	Torque Bearing Assembly For Earth Switch	No.	1

